

The Superhero Project[®]

V-Key Pals at MES-English.com

Materials: This handout

Target Language:

can for ability

have for descriptions

language for introduction

advanced:

comparative

superlative

past tense (narrative)

Follow ups:

written report of a superhero of choice

internet research project



The Superhero Project ©

V-Key Pals at MES-English.com

Materials to prepare:

- 4 large pictures of Spiderman, Superman, the Flash, and the Green Lantern
- one printout of the 6 character comparison sheet for each group
- enough of the "choose your superhero sheets" as required
- final draft sheet for each group as required

Steps:

- Show the 4 large pictures as introduction. Start with Superman and Spiderman as the students are likely to know about them.
- Ask questions as to who they are and what they can do. Talk about their characteristics.
- Show the pictures of the Green Lantern and the Flash. Ask the same questions but dig for some speculation. Offer some possible suggestions of super powers.

- Use the flash cards from MES-English to describe various superpowers if necessary
- Ask about the students favorite superheroes or superheroes from their country and what they can do
- Give out the 6 character comparison sheet to each group, ask them to choose 2 superheroes, guess what their super powers might be, and write them in. Have the groups present their ideas to the class.
(For more advanced students have them compare the 2 they chose.)
- Tell them the true information for each character. (See the heroic information file)
- Write-up a sheet as a class or in groups about a famous superhero from your country. **This is the most important to the exchange portion of the project.**
- Give out the "choose your superhero sheets" as needed and have the students choose one of the characters and decide upon the name, decide upon the superpowers, choose whether their superhero is a good guy or bad guy, and describe the characteristics of their superhero.
- Have the students write up their reports on the sheet provided posting their superhero's picture in the square provided. Once finished they can present their superhero to the class. Display their write-ups in the classroom.

For more advanced students have them compare the 2 they originally chose with their superhero.

Follow ups:

- describe the last battle or episode of their superhero and create a story.
- try to find out the true information for their character and write up a report. You can also have them write up a report comparing their fantasy character with the original.

Finally:

- Use the word doc. file to write up their reports and send them into MES-English.com v_keypals@mes-english.com for everyone to use and share. I will post them on the web site but first names only.











Name: Aquaman
Powers:

Weakness:



Name: The Flash
Powers:

Weakness:



Name: Hawkgirl
Powers:

Weakness:



Name: Wonder Woman
Powers:

Weakness:



Name: Martian Manhunter
Powers:


Weakness:





Name: the green Lantern
Powers:


Weakness:

Choose one superhero or draw your own: Tell the class about the superhero's powers



Choose one superhero or draw your own: Tell the class about the superhero's powers





Group Members' Names:

School - Country - City

Teacher:

Superhero's Name:

Handwriting practice lines consisting of solid top and bottom lines with a dashed midline, repeated 15 times down the page.