


WHAT DO YOU WANT TO DRINK?



ESL/EFL Resources for Teachers
English.com
www.mes-english.com

A graphic with a blue background and white snowflakes. On the left is a green mug with a tea bag. On the right is a yellow soft drink cup with a straw and green bubbles. The text 'WHAT DO YOU WANT TO DRINK?' is in large, bold, black letters. At the bottom is the logo for 'English.com' and the website address.

WHAT DO YOU WANT TO DRINK?



ESL/EFL Resources for Teachers
English.com
www.mes-english.com

A graphic with a blue background and white snowflakes. On the left is a green mug with a tea bag. On the right is a yellow soft drink cup with a straw and green bubbles. The text 'WHAT DO YOU WANT TO DRINK?' is in large, bold, black letters. At the bottom is the logo for 'English.com' and the website address.

WHAT DO YOU WANT TO DRINK?



ESL/EFL Resources for Teachers
English.com
www.mes-english.com

A graphic with a blue background and white snowflakes. On the left is a green mug with a tea bag. On the right is a yellow soft drink cup with a straw and green bubbles. The text 'WHAT DO YOU WANT TO DRINK?' is in large, bold, black letters. At the bottom is the logo for 'English.com' and the website address.

WHAT DO YOU WANT TO DRINK?



ESL/EFL Resources for Teachers
English.com
www.mes-english.com

A graphic with a blue background and white snowflakes. On the left is a green mug with a tea bag. On the right is a yellow soft drink cup with a straw and green bubbles. The text 'WHAT DO YOU WANT TO DRINK?' is in large, bold, black letters. At the bottom is the logo for 'English.com' and the website address.



WHAT DO YOU WANT TO DRINK?

ESL/EFL Resources for Teachers
English.com
www.mes-english.com

A graphic with a blue background and white snowflake patterns. On the left is a green mug with a tea bag. On the right is a yellow cup with a pink and blue stripe, green bubbles, and a straw. The text "WHAT DO YOU WANT TO DRINK?" is in large, bold, black letters. At the bottom is the logo for English.com and the website address.

WHAT DO YOU WANT TO DRINK?

ESL/EFL Resources for Teachers
English.com
www.mes-english.com

A graphic with a blue background and white snowflake patterns. On the left is a green mug with a tea bag. On the right is a yellow cup with a pink and blue stripe, green bubbles, and a straw. The text "WHAT DO YOU WANT TO DRINK?" is in large, bold, black letters. At the bottom is the logo for English.com and the website address.

WHAT DO YOU WANT TO DRINK?

ESL/EFL Resources for Teachers
English.com
www.mes-english.com

A graphic with a blue background and white snowflake patterns. On the left is a green mug with a tea bag. On the right is a yellow cup with a pink and blue stripe, green bubbles, and a straw. The text "WHAT DO YOU WANT TO DRINK?" is in large, bold, black letters. At the bottom is the logo for English.com and the website address.

WHAT DO YOU WANT TO DRINK?

ESL/EFL Resources for Teachers
English.com
www.mes-english.com

A graphic with a blue background and white snowflake patterns. On the left is a green mug with a tea bag. On the right is a yellow cup with a pink and blue stripe, green bubbles, and a straw. The text "WHAT DO YOU WANT TO DRINK?" is in large, bold, black letters. At the bottom is the logo for English.com and the website address.




WHAT DO YOU WANT TO DRINK?

ESL/EFL Resources for Teachers
English.com
www.mes-english.com



WHAT DO YOU WANT TO DRINK?

ESL/EFL Resources for Teachers
English.com
www.mes-english.com



WHAT DO YOU WANT TO DRINK?

ESL/EFL Resources for Teachers
English.com
www.mes-english.com




wild



WHAT DO YOU WANT TO DRINK?

ESL/EFL Resources for Teachers
English.com
www.mes-english.com





WHAT DO YOU WANT TO DRINK?

ESL/EFL Resources for Teachers
Σ English.com
www.mes-english.com



WHAT DO YOU WANT TO DRINK?

ESL/EFL Resources for Teachers
Σ English.com
www.mes-english.com



WHAT DO YOU WANT TO DRINK?

ESL/EFL Resources for Teachers
Σ English.com
www.mes-english.com

