

THE MT. DIAMONTE ADVENTURE PROJECT

a V-Key Pals Projects at MES-English.com

Materials: This handout

Target Language:

in the beginning, First, Then,
Next, After that, Afterwards,
While, As, Before long, Finally,
in the end

Past tense - simple past and/or past perfect

Adjectives

Follow ups:

written report of the narrative

reporting the story from a storyboard



THE MT. DIAMONTE ADVENTURE PROJECT®

a V-Key Pals project at MES-English.com

Materials to prepare from this file:

- One map
- One story board per group

Steps:

- Give one map to each group of students.
- Explain that they are going to create a story using this map as a guideline.
- First, give your hero a name. Give names to any other characters as they appear.
- Second, decide upon a reason for him to be going to Mt. Diamonte.

- Explain that on the way to Mt. Diamonte their hero will have 3 major episodes. Discuss some possibilities as a class (giant spider attack, giants from the mountains, a lake of fire, a pitfall, his wife calls and tells him he must stop this incessant nonsense, come home and eat dinner, accept anything)
- Have the groups decide upon 3 episodes from the discussion period or on their own.
- Have the students begin to create their storyboard entering the information in.
- Let the students begin elaborating on the events and creating their story
- When they get to the temple at Mt. Diamonte they can bring the story to any conclusion they see fit.

- Once completed, review the target language and ask the students to go back and try to improve the flow of the story
- Have the students give their story a title.
- I usually have them go back and add in 10 adjectives or adverbs.

Follow ups:


- Have the students tell their story to the class using their storyboard. This makes the project more communicative.
- Post their stories in the classroom if possible.

Finally:

- Write up their reports and send them into MES-English.com v_keypals@mes-english.com for everyone to use and share. I will post them on the web site but first names only. Please include a picture of the students who worked on the project if possible. Thanks for you support.





THE TEMPLE AT MT. DIAMONTE





THE TEMPLE AT MT. DIAMONTE



THE MT. DIAMONTE ADVENTURE PROJECT

a V-Key Pals project at MES-English.com

our hero's name:

why s/he is going to Mt. Diamonte:

other characters:

The storyboard

Episode One:

Episode Two:

Episode Three:

Episode Four:

Episode Five:

Episode Six: